

MALLORY RACE CIRCUIT

TRIATHLON

Thank you for entering the ATW Children's Triathlon - Mallory Park Race Circuit.

This information pack contains everything you need to know ahead of your event on Saturday 27th June. Please have a read through so you can be fully prepared!

We can't wait to see you on the start line.



Follow us on socials @eventsatw

KEY DETAILS:

27th June 2026

Address:

Mallory Park Circuit, Church
Road, Kirkby Mallory,
Leicestershire, LE9 7QE

On Saturday evening the on-site bar will be serving food and drinks and showing the England v Panama game.

Camping is available on Friday/Saturday night, bookable through the event booking page.

Parking:

Ample Parking is available for £3 per car/£10 per bus or coach – please follow the car park marshal instructions. We strongly promote car sharing where possible. Please provide cash where possible.

NOTE: Dogs are strictly prohibited at this venue. Anyone arriving with a dog in their car will be turned away.

Timings:

8:30

Registration & Transition open

9:45

Tristart (Female & Open) Start

10:00

Tristar 1 Female Start

10:20

Tristar 1 Open Start

10:50

Tristar 2 Female Start

11:20

Tristar 2 Open Start

11:50

Tristar 3 Female Start

12:20

Tristar 3 Open Start

12:50

Youth (Female & Open) Start

13:20

Prizegiving

When you arrive:

Registration:

You will need to give the name you used to sign up to the event online.

In exchange, you will be given 2 race numbers and a timing chip with an ankle strap (This must be strapped to your LEFT ankle). A race number must be worn visible on your front for the run and on your back during the bike. You will also receive 2 numbered labels (one for the front of your helmet and one for the top tube of your bike). You must write your number on the back of your hand.

Safety pins will be available at registration if required. Please ensure your information is filled in on the back of your race bib!

Baggage:

An unofficial baggage area will be provided at the edge of transition

Toilets and Changing:

Toilet and Changing facilities are on site in the centre of the paddock. Free female sanitary products will be available in the toilets.

Changing in the cafe is strictly prohibited!

Transition:

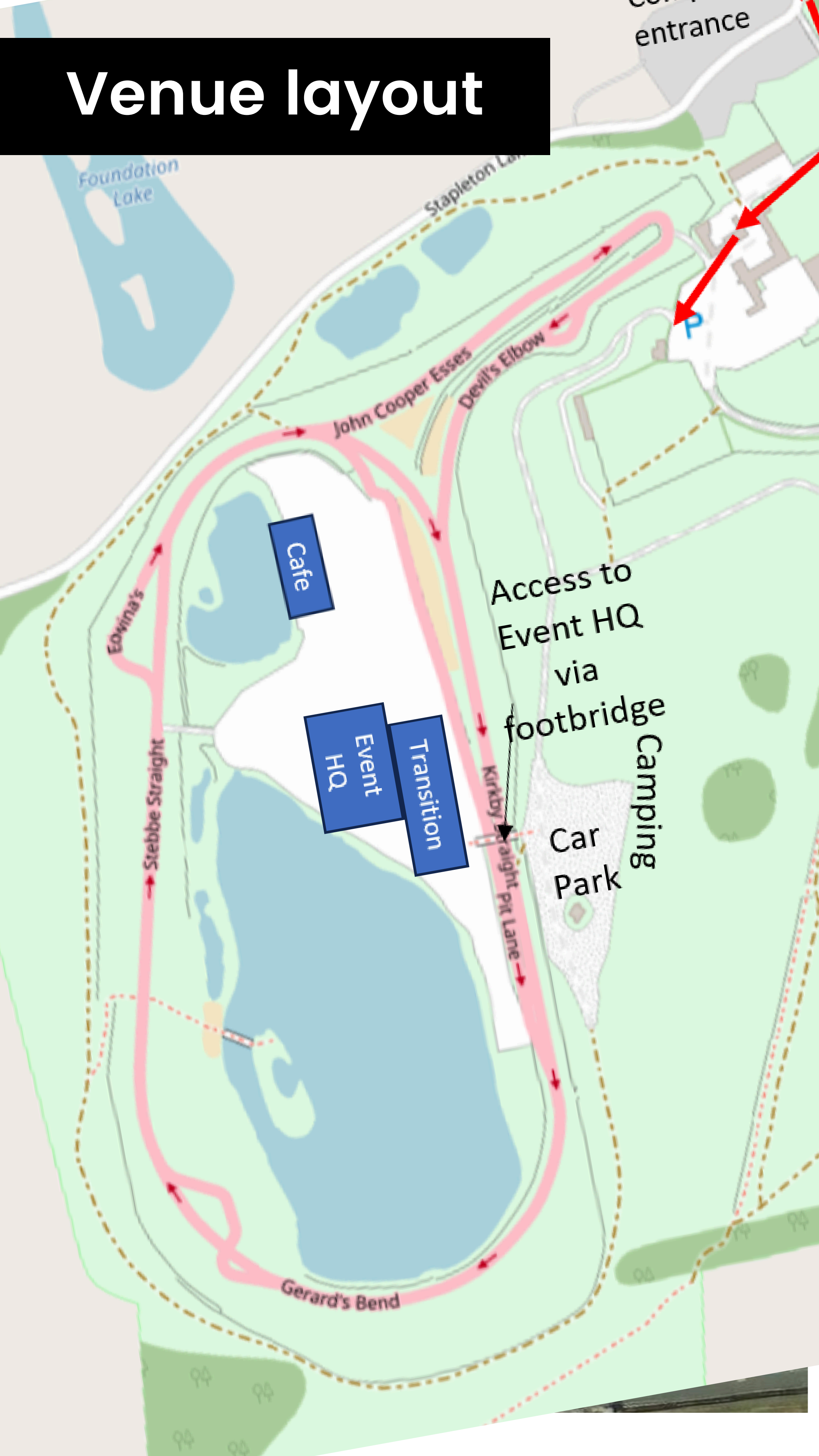
- Only athletes are allowed in transition (no parents)
- To enter the transition area you must be wearing your helmet securely, be displaying your race number and the stickers in your registration pack must be on your bike and helmet.
- After the race you will need to show your race number and this will be matched to the sticker on your bike and helmet by a marshal
- Please note that only equipment required for the event is to be placed in transition, next to your bike. No boxes or large bags are allowed to be left by athletes' bikes in transition. Towels are limited to 30cmx30cm and must be left rolled up in your shoe.
- Racking of the bike needs to be by the saddle, so that the majority of the bike faces towards you (front wheel facing you with the kit by the front wheel).
- Transition will be closed 15 minutes prior to the race start. Reopening will be advised by the commentator/officials.
- If this is your first multi-sport race, then it is good practice to familiarise yourself with the ways in and out of the transition area. There will be marshals to help if you are not familiar with setting up arrangements for your bike, helmet, shoes etc...
- Note that transition must be cleared as soon as possible after your race to enable the SuperSeries races to rack.
- Be aware that other races will be taking place both before and after you. Stay alert in transition and do not obstruct competing athletes.

Site Specific Rules:

We are very fortunate to be able to use this fantastic facility. Please abide by these venue-specific rules to ensure we can continue to have access to it:

1. **Dogs are NOT allowed at Mallory Park (sorry!) You will be turned away if you have a dog with you.**
2. The race track is out of bounds, except to athletes during the race and official vehicles
3. The safety gravel traps must NOT be entered. They are prepared in a specific way to absorb the energy of a crashing vehicle. If they are disturbed they need to be reset at high cost.

Venue layout



Race Rules:

- Swim hats are compulsory and will be provided
- British Triathlon rules will apply and penalties will be issued for rule breakers. Please familiarise yourself with the rules on the British Triathlon website – www.britishtriathlon.org
- Be aware of rules surrounding zips on tri-suit tops in section 2.8
- Towels in transition are limited to 30cmx30cm and must be left rolled up in your shoe.
- Correctly fitted and structurally sound helmets are mandatory on the bike and must be securely fitted BEFORE touching the bike.
- You must mount your bike AFTER the mount line and dismount BEFORE the dismount line.
- Drafting is strictly prohibited on the bike ([BTF Drafting Explanation](#))
- Headphones are strictly prohibited during all legs of the race including in the transition area before and after your event.
- Littering on the course is prohibited – please ensure that you carry all litter with you to the next litter drop area. Anyone seen littering will be penalised.
- This is an individual effort. Outside assistance is strictly prohibited
- If you DNF please head to race HQ and inform the timing team you have withdrawn.

Wetsuits:

- Water temperature will be taken on the morning of the race and not beforehand. We will not be able to provide ANY information on water temperatures until the morning of the race.
- The mandatory wearing of wetsuits will be determined by the Technical Official on the day representing British Triathlon the morning of the race, and will be based on rule 4.2
- If you have a wetsuit, we recommend that you bring it, just in case.

Tristart

Swim – 100m

1 Lap



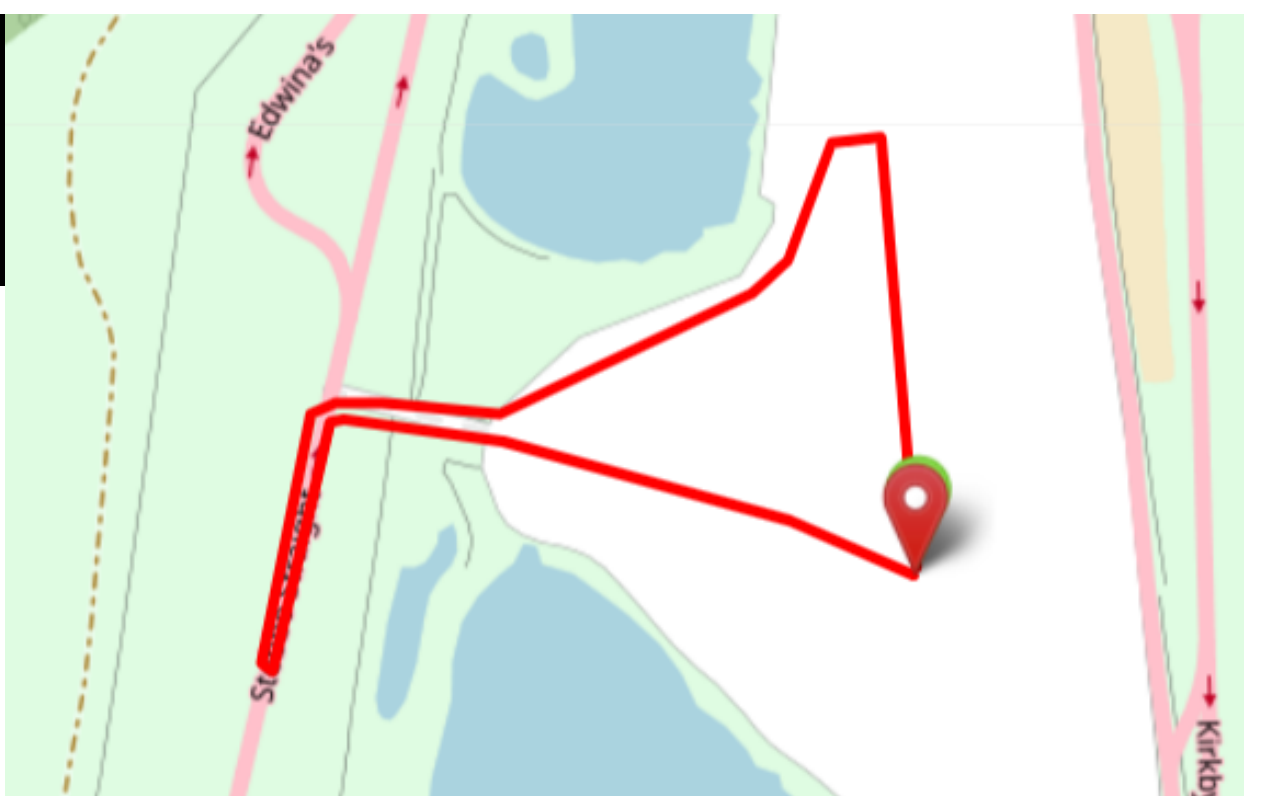
Bike – 1.5km

1 Lap



Run – 600m

1 Lap



Tristar 1

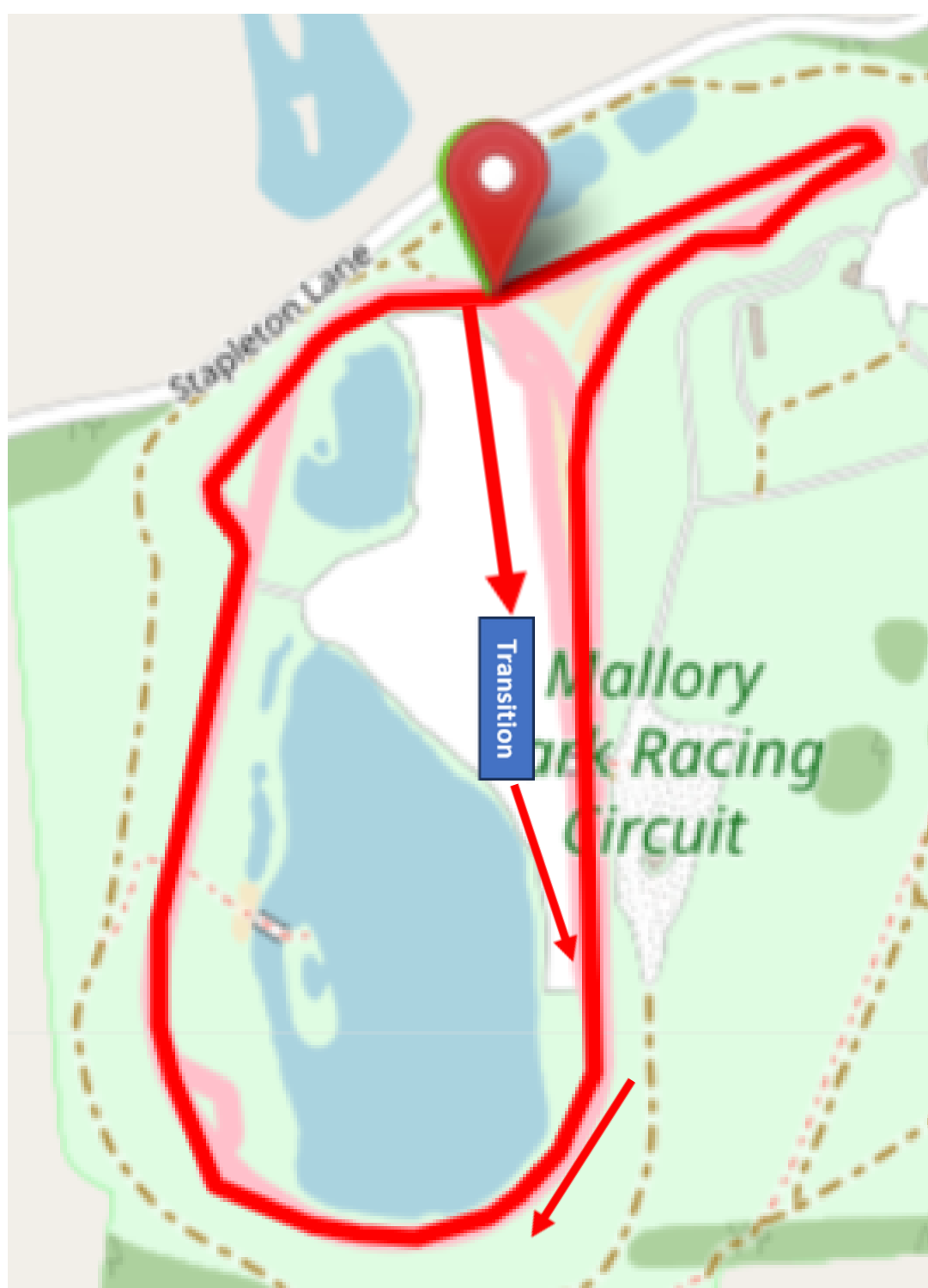
Swim - 200m

1 Lap



Bike - 3.5km

2 Laps - once up the hill



Run - 1.2km

2 Laps



Tristar 2

Swim - 300m

1 Lap



Bike - 5.5km

3 Laps - twice up the hill



Run - 1.8km

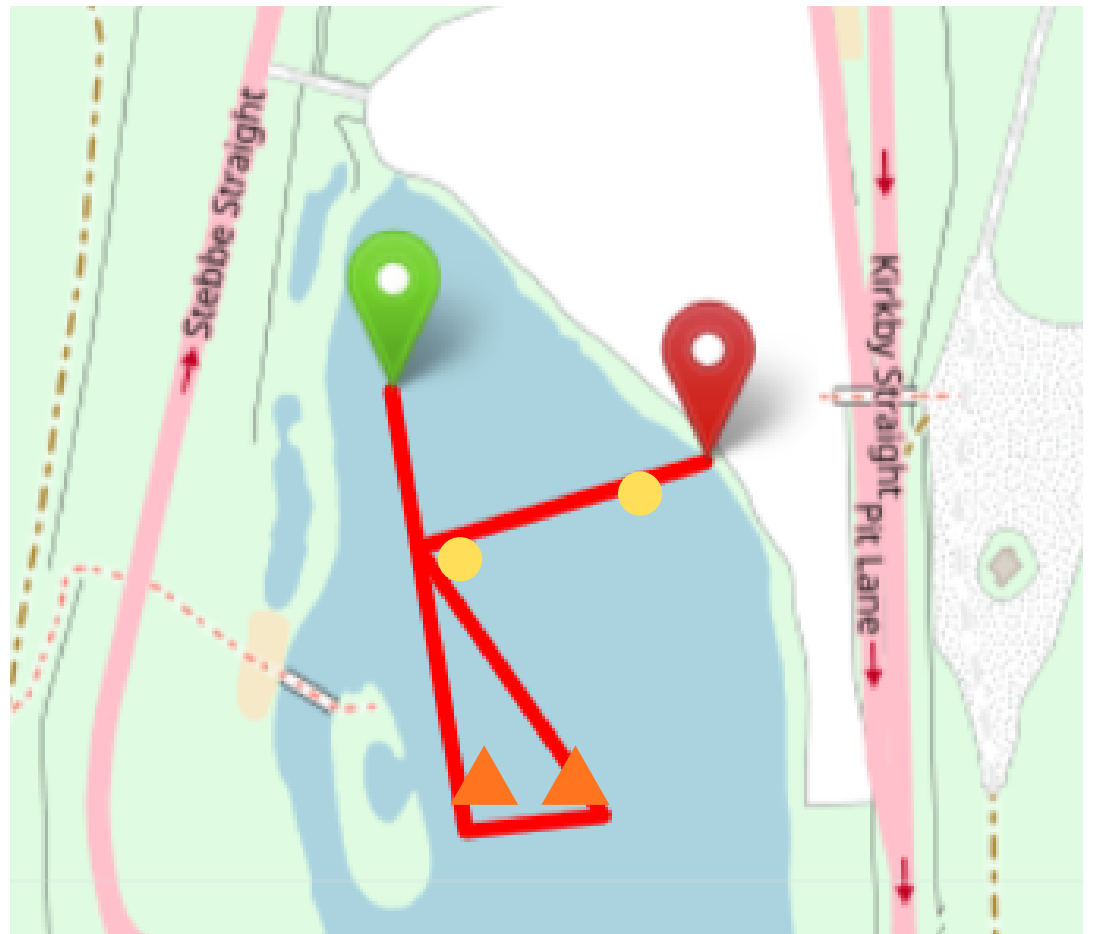
3 Laps



Tristar 3

Swim - 450m

1 Lap



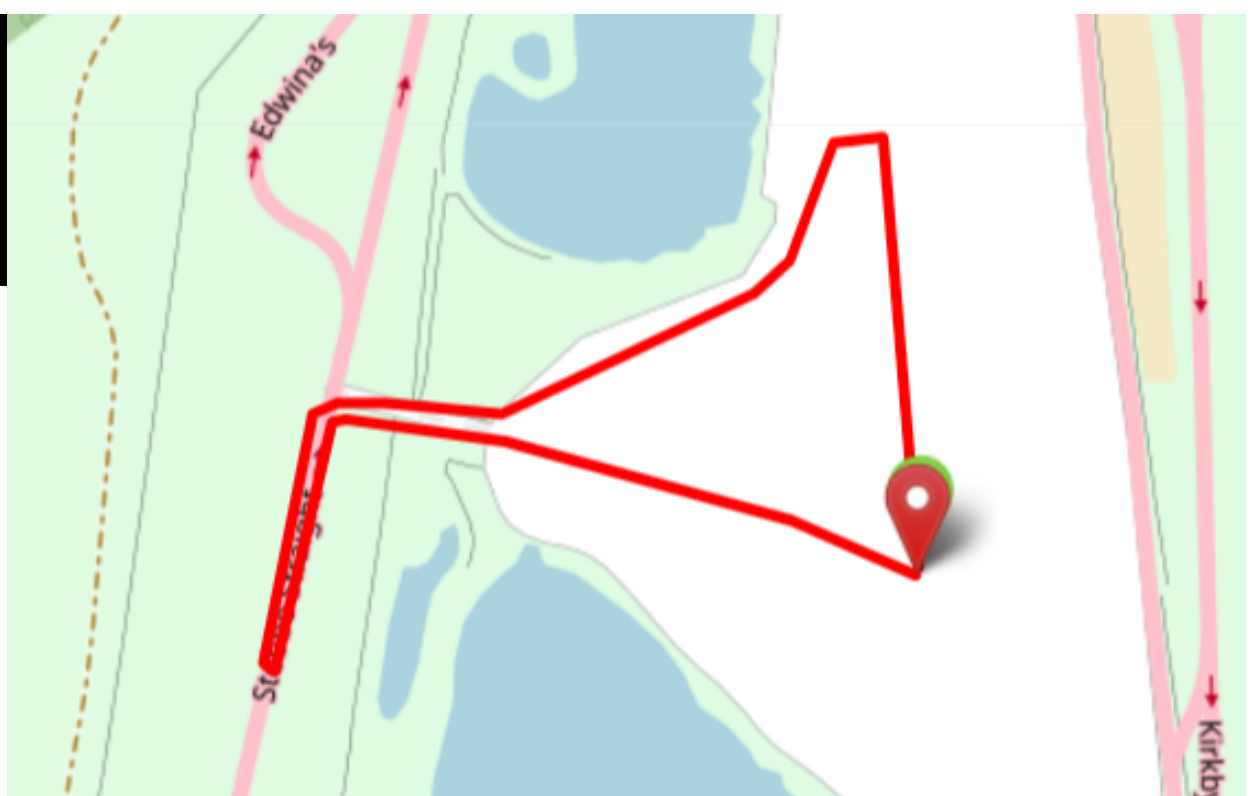
Bike - 7.5km

4 Laps - 3 times up the hill



Run - 2.4km

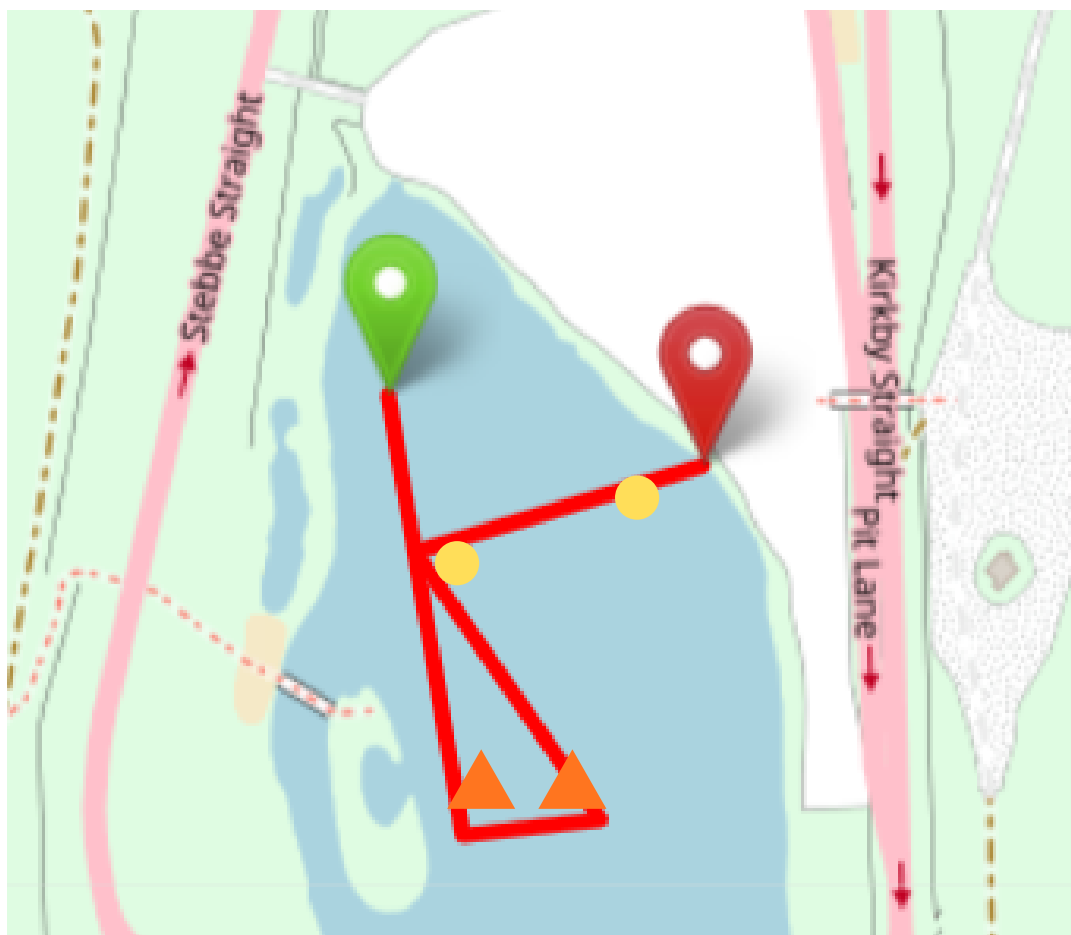
4 Laps



Youth

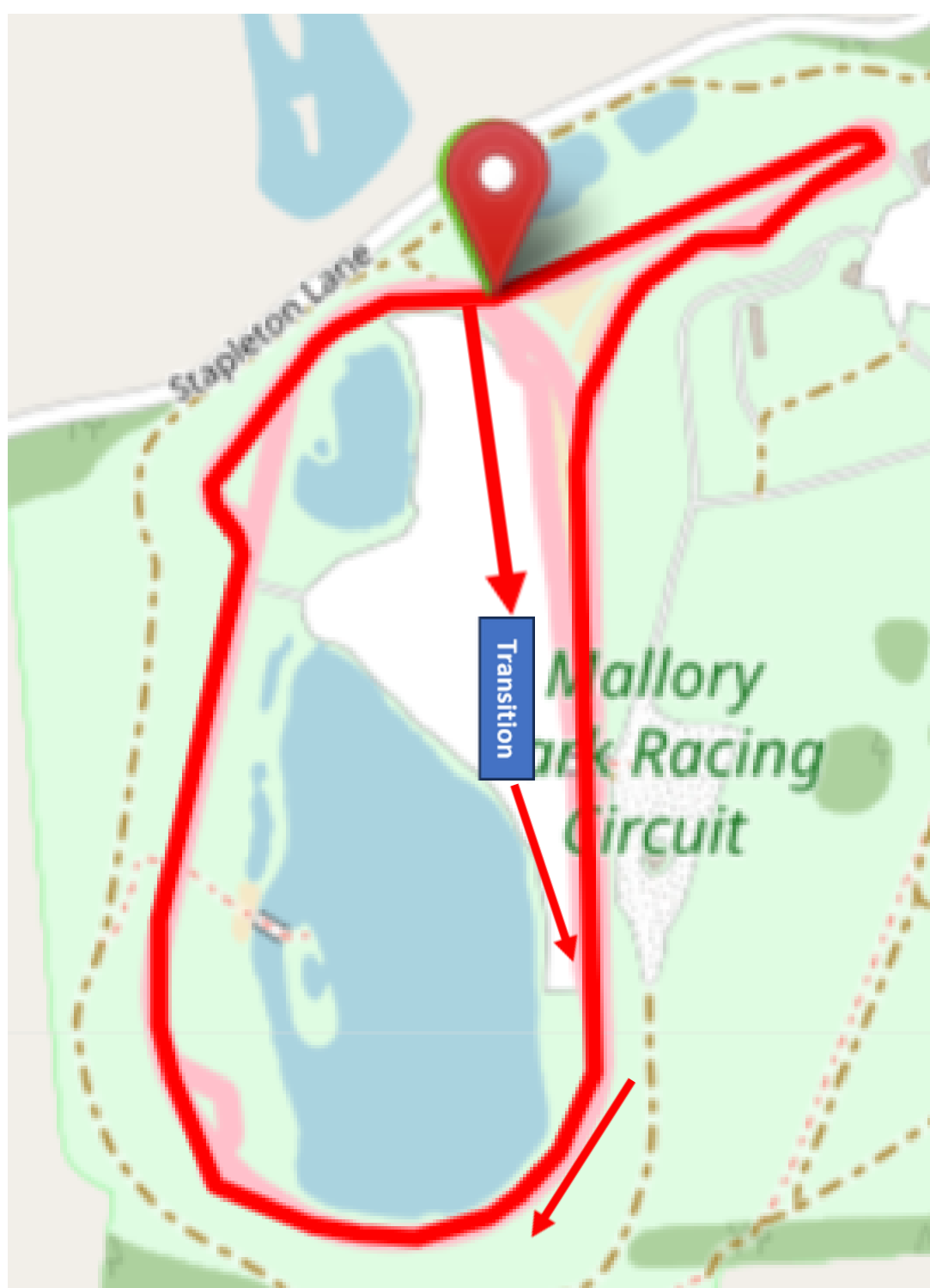
Swim – 450m

1 Lap



Bike – 7.5km

4 Laps – 3
times up the
hill



Run – 2.4km

4 Laps



Guidance for Parents

Please remember that your child will perform better if they are having fun.

Attempts to coach from the sidelines are not helpful and are likely to put them off sport.

Running alongside (pacing) and handing over drinks (outside assistance) is not allowed and may result in disqualification of the competitor.

Please take time to read [British Triathlon's – Parents Guide](#).

CHEERING YOUR CHILD TO SUCCESS...



Promote decision-making

Set a positive example

Be proud of their efforts

Be patient and understanding

Respect the Technical Officials

Give praise in training and competition

Remove unnecessary pressure

Don't interfere with training or racing

Support the coach's decisions

Encourage having fun with sport

1

Our partners:

ALZHEIMER'S RESEARCH UK

Alzheimer's Research UK is the UK's leading charity for dementia research, aiming to find a cure for Alzheimer's disease and other forms of dementia.

When you sign up for an ATW event, you will have 2 options to help Alzheimer's research UK:

1. Donate
2. Share your interest in supporting Alzheimer's research – including event sponsorships



revive
active®

OUR SUPPLEMENT SPONSOR!

Revive Active is more than just a multivitamin... It's a SUPER Supplement. Why is it Super? Ingredients, Power, Convenience, Taste and Effectiveness to achieve a SUPER YOU no matter what stage of life you're at!

[CHECK OUT THEIR STORE](#)

DISCOUNT CODE: ATW20



SKECHERS
PERFORMANCE

OUR ALL NEW RUN SPONSOR!

Lifestyle and athletic footwear and apparel for men, women, and kids filled with innovative comfort technologies.

NEW SKECHERS RUNNING SHOES RELEASED MAY 2025!

Our partners:



Yellow Jersey Insurance for cycling

YOU HAVE
THE MOTIVATION,
WE HAVE WHAT IT TAKES



SAVE
50%*



amazon.co.uk



*Scan QR code above. Add to basket. At Amazon checkout type in 'DextroSave50'. Whilst stocks last.

ZONE3 

CONFIDENCE STARTS IN THE WATER.



**Every race starts with the swim.
Confidence in open water comes
from wearing the right wetsuit.**

ZONE3 wetsuits are developed, refined and proven through real world testing, with a focus on efficiency, comfort and control when it matters most.

For ATW events, athletes can access ZONE3's season wetsuit rental programme, making ZONE3 wetsuit performance available without the commitment of purchasing.

PREPARING FOR RACE DAY?

Use the [ZONE3 Race Day Kit List Checker](#) to make sure nothing is left to chance, from wetsuit choice to final swim essentials.


Book your ZONE3 season wetsuit rental and check your race day kit at [ZONE3.COM/ATW](https://www.zone3.com/atw)



ATHLETE APPROVED. PERFORMANCE PROVEN.



RunDot[®]



Train smarter, not harder: RunDot builds a personalized running plan tailored to your body, schedule, and conditions.

Train for free with RunDot – The Official Training Partner of ATW



With TriDot, you train smarter, not harder or longer, and you see more results.

Train for free with TriDot – The Official Training Partner of ATW